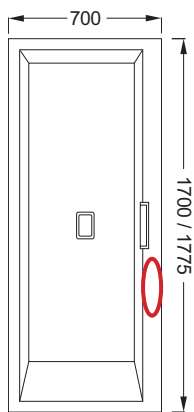


STANDARD

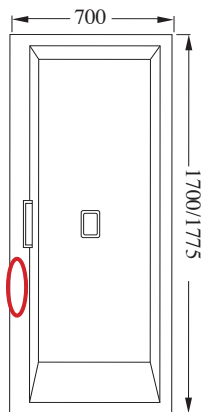
DK Placeringsanvisning 

NO Plasseringsanvisninger 


UK Positioning instructions 



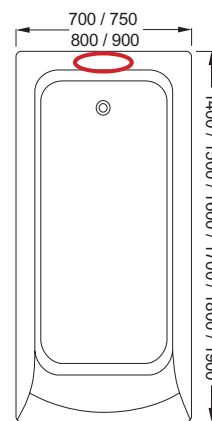
*CEL1770/CEL1775
HØJRE



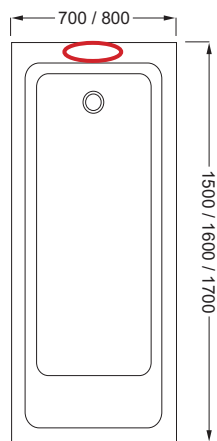
*CEL1770/CEL1775
VENSTRE



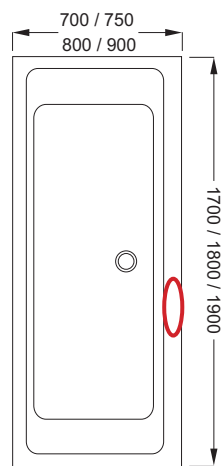
*CEL1880



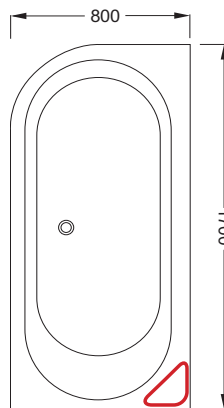
*Alle DELTA



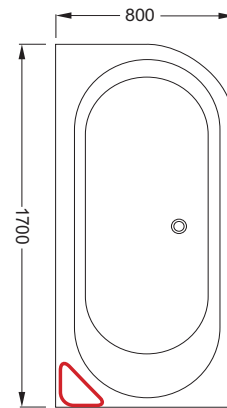
*Alle QUAxxxx



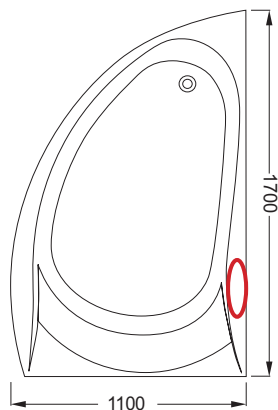
*Alle QUADxxxx



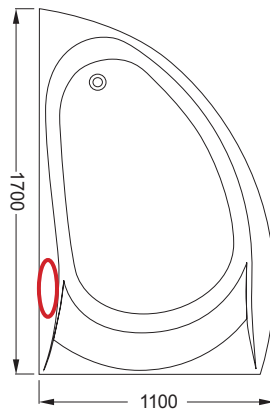
STA1780-H



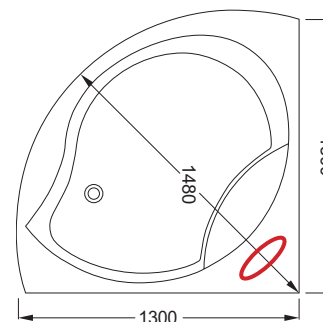
STA1780-V



OME1710 HØJRE



OME1710 VENSTRE



TRA1313

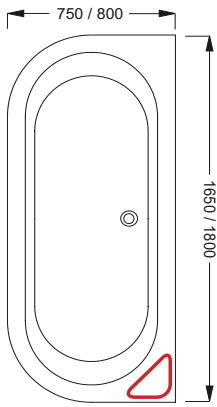
*Placeret som standard på højre side af overløbet. Kan ved bestilling placeres på venstre side.

STANDARD

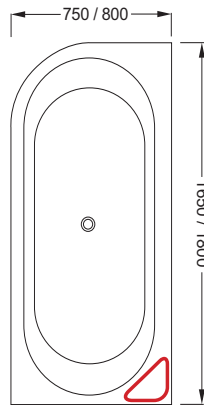
(DK) Placeringsanvisning 

(NO) Plasseringsanvisninger 

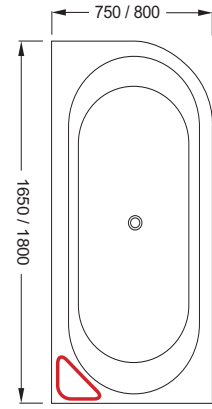
(UK) Positioning instructions 



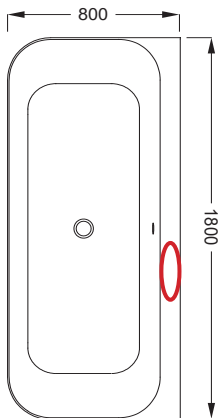
*LAGO/NINO
BACK-TO-WALL



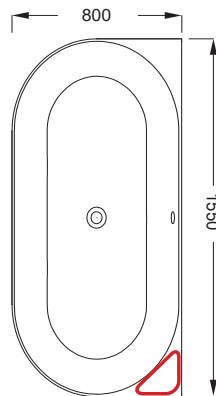
LAGO/NINO
BACK-TO-WALL
HØJRE



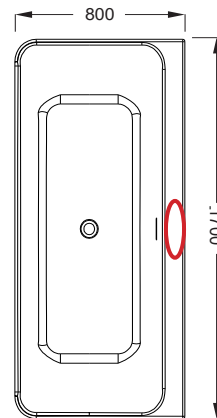
LAGO/NINO
BACK-TO-WALL
VENSTRE



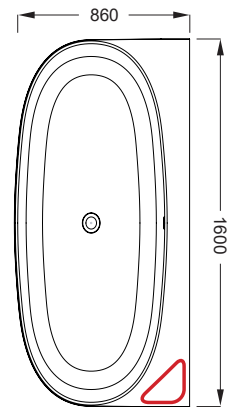
*CAP1880



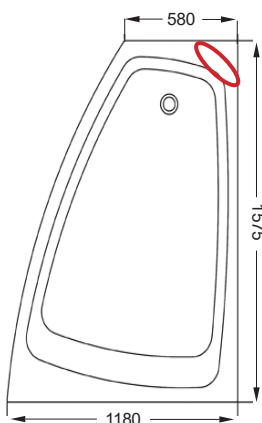
*SIE1580



PAD1780



*ARD1675 BTW
(Kan ved bestilling
placeres midt på bagkant
som på PAD1780)



NOR1620

Alle disse er Strømberg standard positionering.
Det kan være muligt at placere armaturet i en anden position,
men badekanten skal være 80mm bred. En skriftlig bekræftelse
er nødvendig, hvis armaturet skal placeres i en anden position.

Krom armatur = 38mm hul
Mat sort, messing, børstet nikel = 44mm hul
Håndbruser = 29mm hul

OBS - 3 hullers sæt = 1 x 44mm, 2 x 29mm huller

*Placeret som standard på højre side af overløbet. Kan ved bestilling placeres på venstre side.